

SPECIFICATION

FOR APPROVAL

Customer : _____

Product Name : Magnetic Buzzer _____

Model Name : VSX1295V3F23-DAP1203X _____

Drawing No. : VS20220802017 _____

Signature of Voise

Approved by	Checkde by	Issued by	Date

 福爱斯电子有限公司
VOISE ELECTRONICS CO.,LTD.

Address:No 96 Mogao Dongqian Lake Industrial Area ningbo,China,
Tel:0086-0574-87773030;Fax:0086-0574-87471600 P.C.315121
<http://www.nbvoise.com> Email:sales@nbvoise.com

Specification for Magnetic Buzzer		Page	3/7
		Revision No.	1.0
Model No.:	VSX1295V3F23-DAP1203X	Drawing No.	VS20220802017

2. Scope

This product specification is applied to the Magnetic Buzzer in alarm systems. Please contact us when using this product for any other applications than described in the above.

3. General Characteristics

- 3.1 Out-Diameter : 12 mm
- 3.2 Height : 9.5 mm
- 3.3 Weight : 2 g
- 3.4 Operating Temperature : -40~+80°C without loss of function
- 3.5 Store Temperature : -40~+85°C without loss of function

4. Electrical and Acoustic Characteristics.

Test condition :15 ~ 35 °C Temp., 25% ~ 75% RH,86~106 kPa Refer to IEC60268-1

No	Items	Specification
1	Rated Voltage	3V DC
2	Working Voltage	2-5V DC
3	Max Rated Current	35mA/3VDC
4	Min Sound Pressure Level	85dB/3VDC/10cm
5	Resonant Frequency	2.3±0.5KHz
6	Tone Nature	Continuous
7	Housing Material	PBT
8	Color	Black

Specification for Magnetic Buzzer		Page	4/7
		Revision No.	1.0
Model No.:	VSX1295V3F23-DAP1203X	Drawing No.	VS20220802017

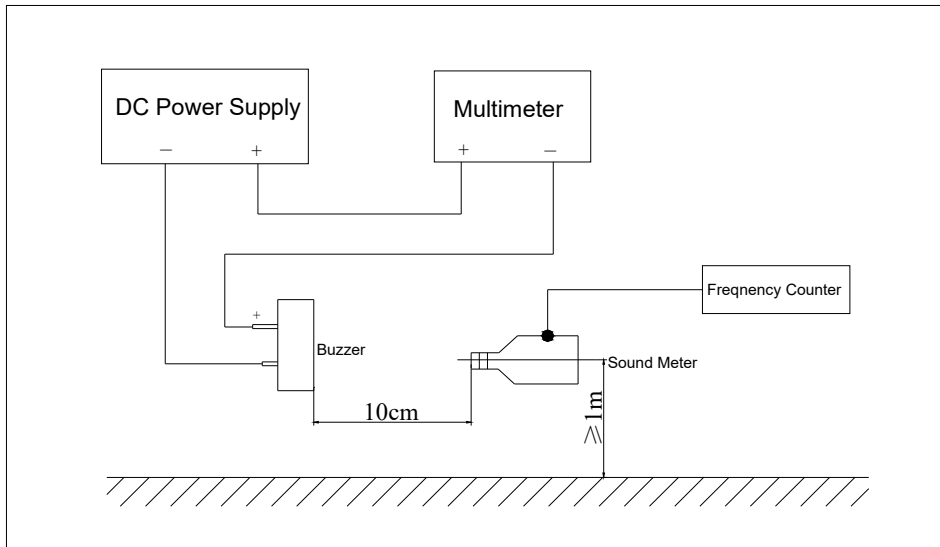
5. Reliability Test

After test(1~7item), the buzzer S.P.L . difference shall be within $\pm 8\text{dB}$, and the appearance not exist any change to be harmful to normal operation

No	Items	Specification
1	High Temp.Test	After being woked in a chamber with $+70\pm 2\text{ }^\circ\text{C}$ for 2h and then being placed in natural condition for 2h, and then check.
2	Low Temp.Test	First being worked in a chamber with $-40\pm 2\text{ }^\circ\text{C}$ for 2h and then being placed in natural condtion for 2h, and then check.
3	Humidity Test	After being placed in a chamber with 90 to 95%R.H. at $+40\pm 2\text{ }^\circ\text{C}$ for 2 h and then being placed in natural condition for 2h ,and then check.
4	Thermal Shock Test	After being worked in a chamber at $+70\pm 2\text{ }^\circ\text{C}$ for 1 hour, then sounder shall be placed in a chamber at $-20\pm 2\text{ }^\circ\text{C}$ for 1 hour(1 cycle is the below diagram). The test duration is for 10 cycle.after being placed in natural condition for 1 hour.and then check.
5	Vibration Test	Being applied vibration of amplitude of 1.5mm with 10-30Hz band of vibration frequency,X.Y.Z.3 direction.2 hours each, total 6 hours.
6	Drop Test	Free drop fram 1.0 meter height to a board 20mm thick hard wood board. and be nothing mechanical damage. tatol 6 times.
7	Solderability	Lead terminals are immersed in rosin for 5 seconds and then immersed in solder bath of $+260\pm 5\text{ }^\circ\text{C}$ for 3 ± 0.5 seconds.
8	Terminal Strength Pulling	The force 10 seconds of 9.8N is applied go each terminal in axial direction.

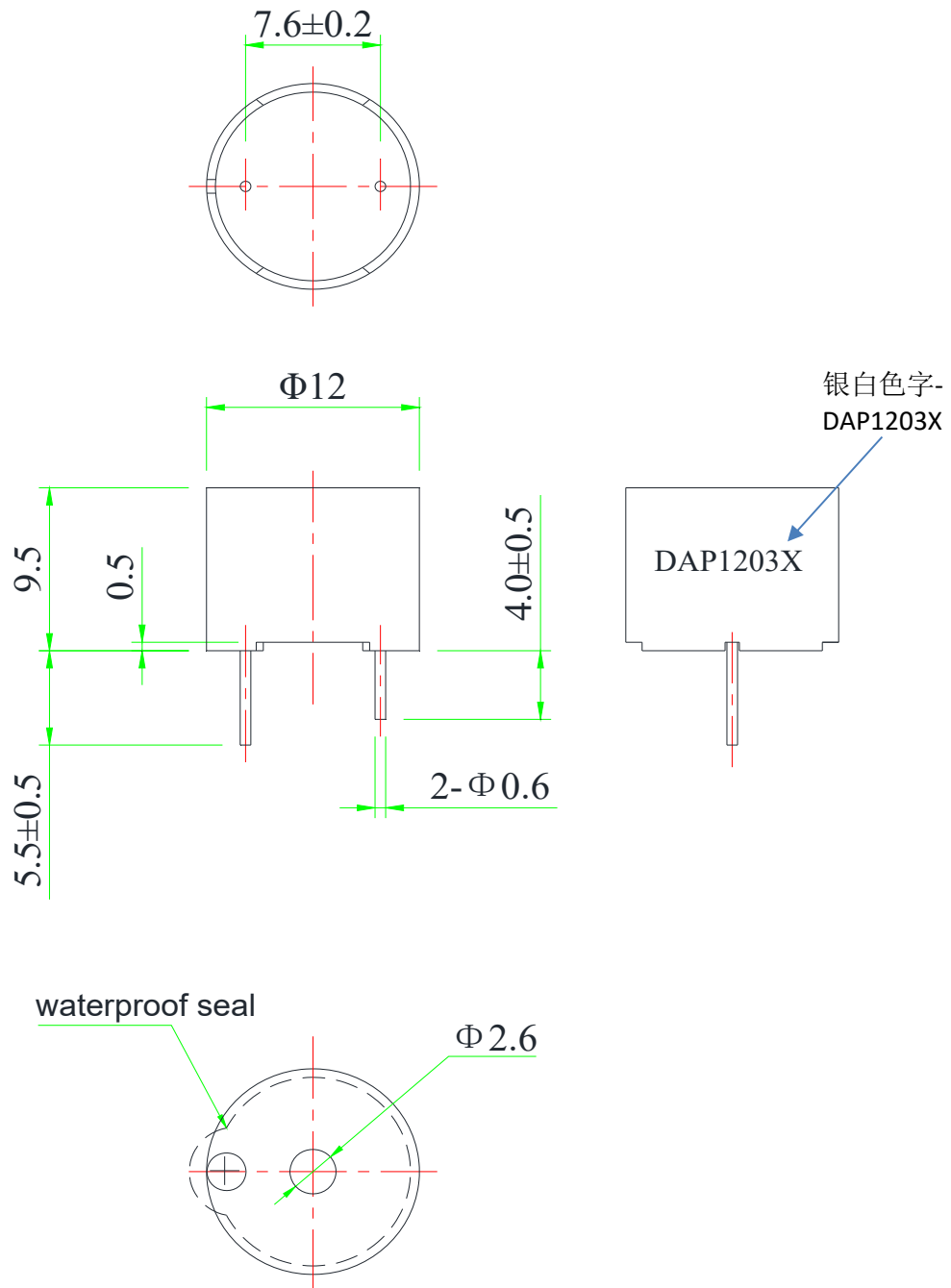
Specification for Magnetic Buzzer		Page	5/7
		Revision No.	1.0
Model No.:	VSX1295V3F23-DAP1203X	Drawing No.	VS20220802017

6. Measurement Method & Frequency Response curve

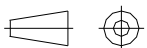


Specification for Magnetic Buzzer		Page	6/7
		Revision No.	1.0
Model No.:	VSX1295V3F23-DAP1203X	Drawing No.	VS20220802017

7. Dimensions



FIRST ANGLE PROJECTION



UNIT : mm


Tolerance : ± 0.2

Specification for Magnetic Buzzer		Page	7/7
		Revision No.	1.0
Model No.:	VSX1295V3F23-DAP1203X	Drawing No.	VS20220802017

8. Packing



1pcs



1tray=100pcs



1carton=6000pcs



1box=1000pcs



100 pcs per tray
5 trays for unit, 12 units per carton
Total:6000 pcs per carton
Size:520x420x280mm