

规格书编号

SPEC NO :

# 产品规格书

# SPECIFICATION

CUSTOMER 客户: \_\_\_\_\_  
PRODUCT 产品: \_\_\_\_\_ SAW FILTER \_\_\_\_\_  
MODEL NO 型号: \_\_\_\_\_ F2601 \_\_\_\_\_  
PREPARED 编制: \_\_\_\_\_ CHECKED 审核: \_\_\_\_\_  
APPROVED 批准: \_\_\_\_\_ D A T E 日期: \_\_\_\_\_ 2010-7-7 \_\_\_\_\_

客户确认 CUSTOMER RECEIVED:		
审核 CHECKED	批准 APPROVED	日期 DATE

无锡市好达电子有限公司  
Shoulder Electronics Limited

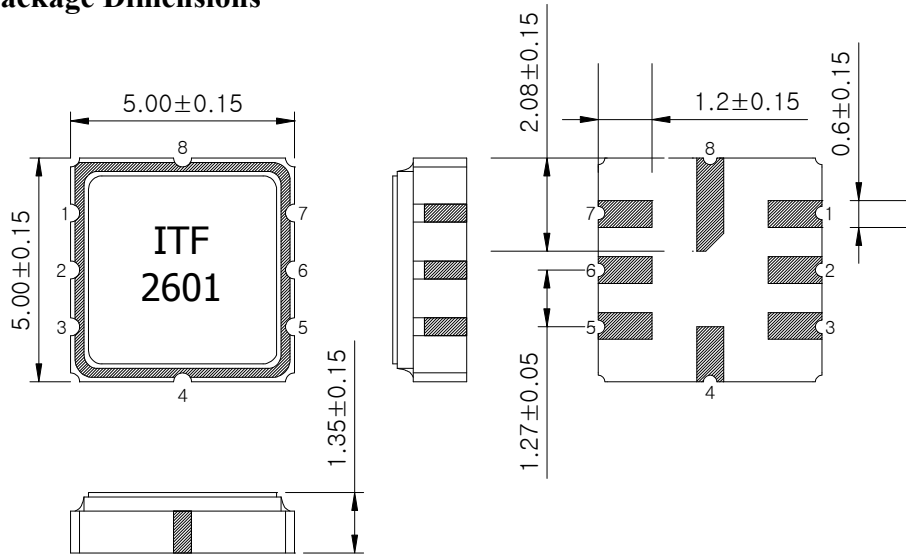
### 更改历史记录 History Record

更改日期 Date	规格书编号 Spec. No.	产品型号 Part No.	客户产品型号 Customer No.	更改内容描述 Modify Content	备注 Remark

**Features**

- RF bandpass filter
- No matching single-ended operation
- Ceramic Surface Mounted Device Package ( 5.0 mm × 5.0 mm )

**Package Dimensions**



Dimensions shown are nominal in millimeters

Body : Al<sub>2</sub>O<sub>3</sub> Ceramic

Lid : Kovar, Ni Plated

Terminations : Au plating 0.3 ~ 1.0 um, Over a 1.27 ~ 8.89 um Ni Plating

Pin Configurations	
2	Input
6	Output
1, 3, 4, 5, 7, 8	Ground

**Maximum Ratings**

Parameters	Unit	Minimum	Typical	Maximum
Operating Temperature Range	°C	-30	25	85
Storage Temperature Range	°C	-40	-	85
Power Handling Capability	dBm	-	-	10

Electrostatics Sensitive Device (ESD)

**Preliminary Specifications**


	Minimum	Typical	Maximum	Unit
Center Frequency ( Fc )	-	260.0	-	MHz
Insertion Loss	-	2.5	3.5	dB
Pass Bandwidth	0.6	2.0		MHz
Amplitude Ripple (Fc ± 0.3MHz)	-	0.5	1.5	dB
VSWR (Fc ± 0.3MHz)	-	1.5	2.0	
Attenuation ~ Fc -10.7MHz Fc + 10.7MHz ~	40 30	- -	- -	dB
Temperature Range (Operational)	-30	25	70	°C
Input/Output Impedance		50		Ohms

**Notes :**

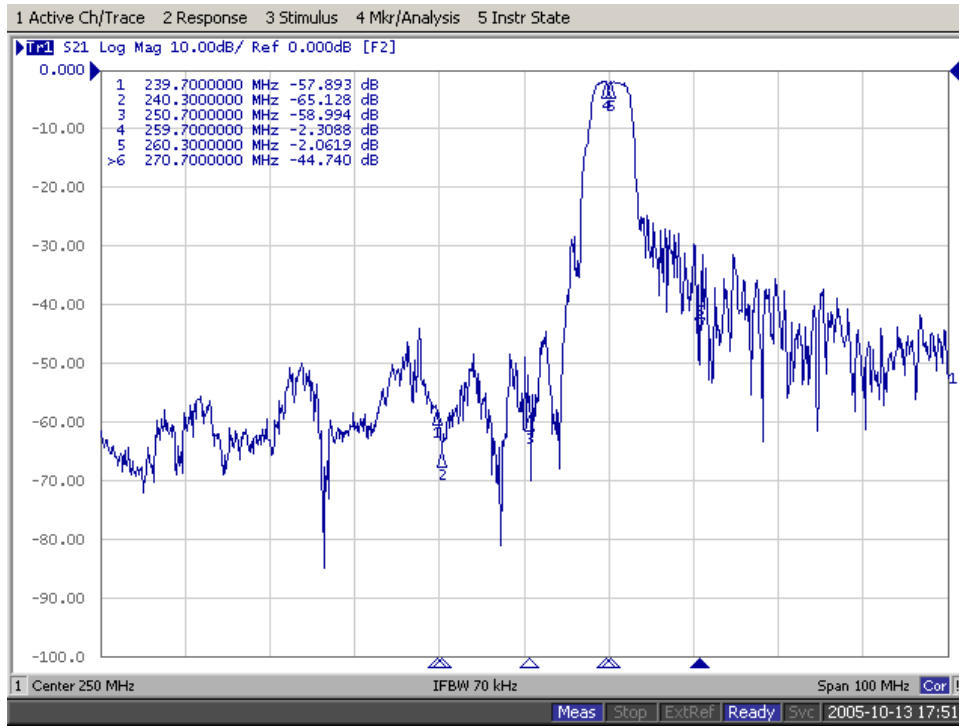
- 1) All specifications are based on the matching schematic shown below, measured by Agilent Network analyzer and full 2 port calibration.
- 2) Electrical margin has been built into the design to account for the variations due to temperature drift and manufacturing tolerances
- 3) All attenuation measurements are measured relative to insertion loss

**Matching Schematic**

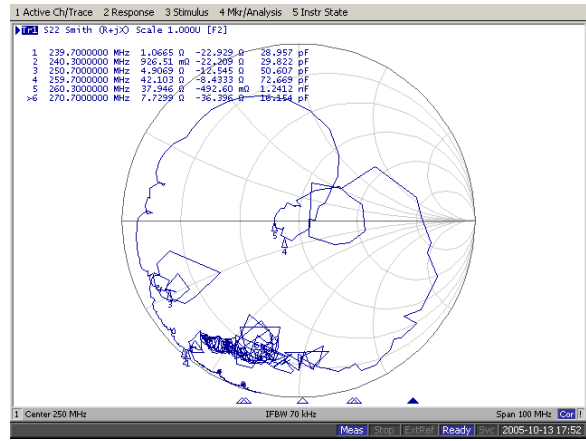
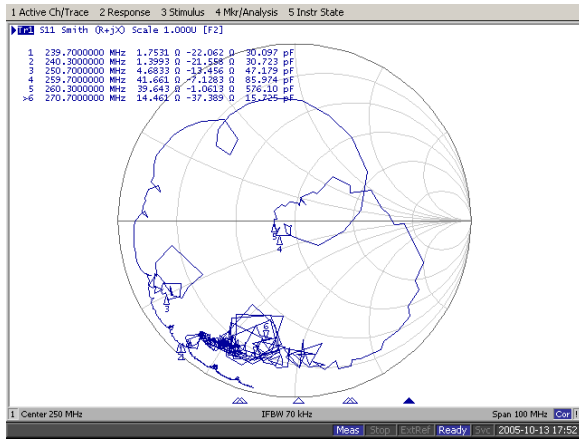
( Actual matching values may vary due to PCB layout and parasitics )



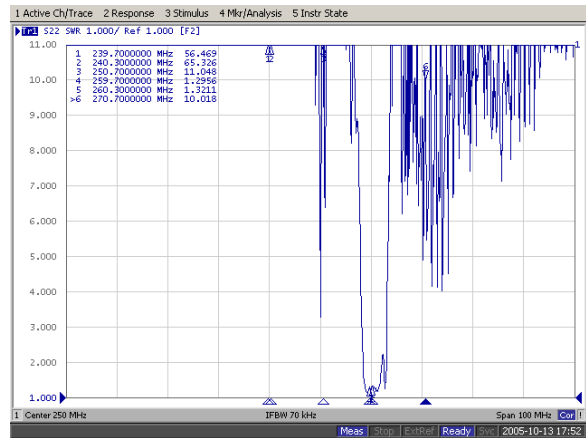
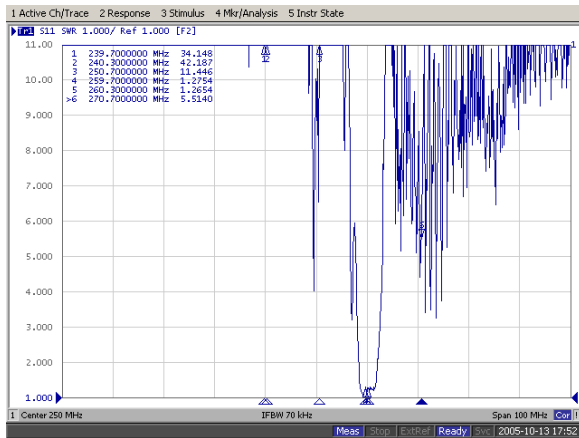
Typical Performance ( at 25°C )



**Input / Output Smith Charts**

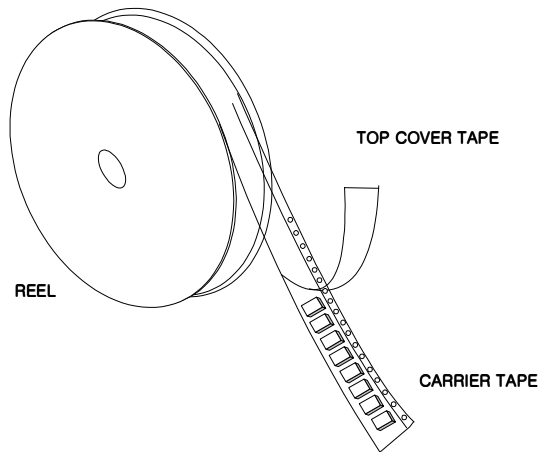


**Input / Output VSWR Charts**



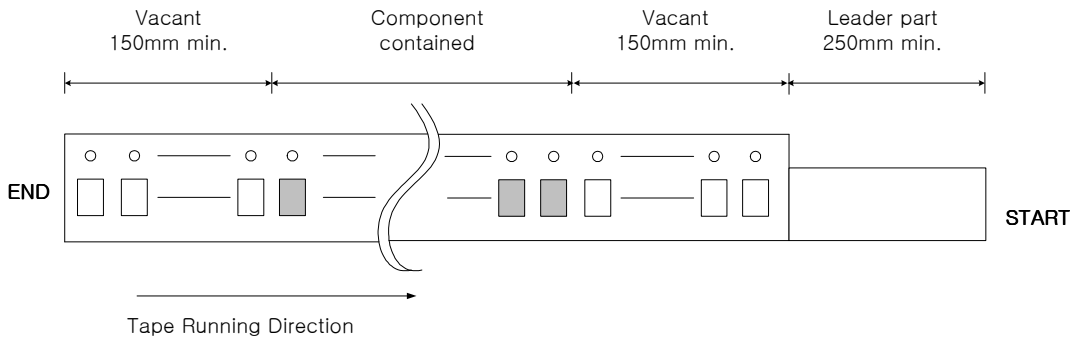
**Packing Specification**

1. Reeling Quantity : 1000 pcs / reel
2. Taping Structure : The tape shall be wound around the reel in the direction shown below.



**Tape Specification**

1. Leader part and vacant position specification

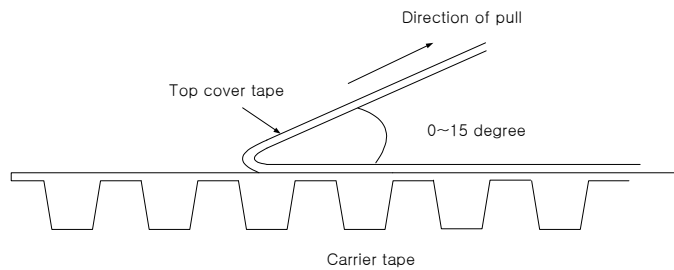


2. Tensile strength of carrier tape

4.4N/mm width

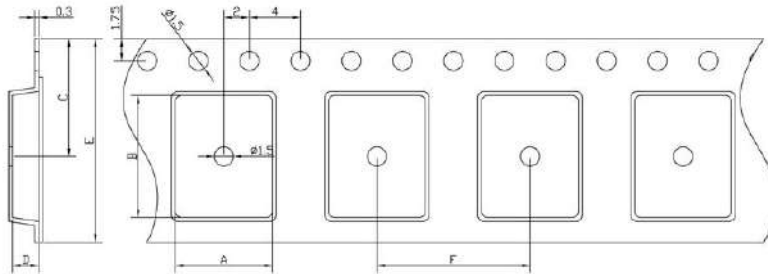
3. Top cover tape adhesion

- 1) pull off angle : 0~15°
- 2) speed : 300mm/min
- 3) force : 20~70g



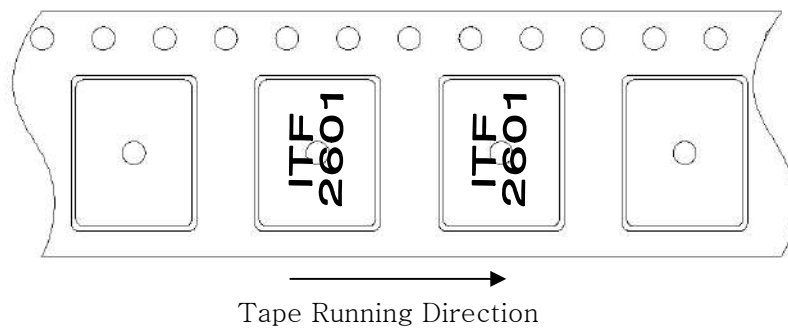


**Carrier Tape Dimensions [unit : mm]**



A	5.50 ± 0.1
B	5.50 ± 0.1
C	7.25 ± 0.1
D	1.95 ± 0.1
E	12.00 ± 0.1
F	8.00 ± 0.1

**Part Direction**



**Reel Dimensions [unit : mm]**

