
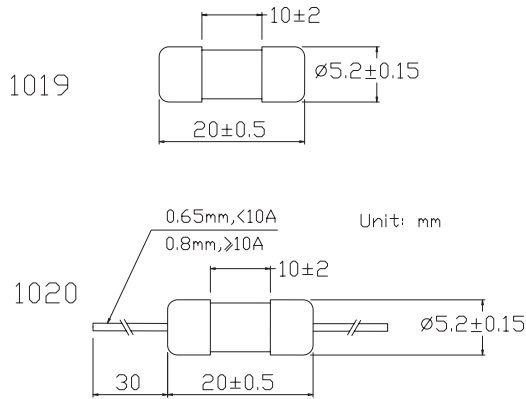


FUSE AND FUSE HOLDER

Φ5.2x20 Glass Tube Fuse Series

KLS5-1019/1020 Outer weld Φ5.2x20 Glass Tube Fuse (Fast Blow) Series

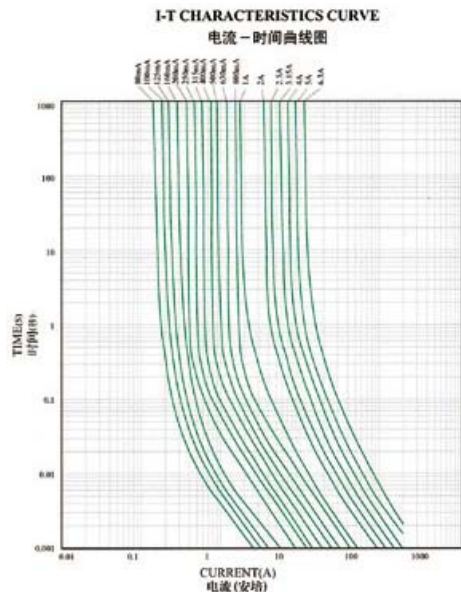


ELECTRICAL CHARACTERISTICS

RATING		$\geq 32mA - 100mA$	$> 100mA - 6.3A$
2.1In	Max	30 min	30 min
	Min	10 ms	50 ms
2.75In	Max	500 ms	2 s
	Min	3 ms	10 ms
4In	Max	100 ms	300 ms
	Min	20 ms	20 ms

Part No.	Rated Current	Mv Voltage Drop	Rated Voltage
1020-0100	100mA	3500	125V/250V
1020-0125	125mA	2100	125V/250V
1020-0150	150mA	2100	125V/250V
1020-0160	160mA	2000	125V/250V
1020-0200	200mA	1700	125V/250V
1020-0250	250mA	1400	125V/250V
1020-0300	300mA	1300	125V/250V
1020-0315	315mA	1300	125V/250V
1020-0350	350mA	1300	125V/250V
1020-0400	400mA	1200	125V/250V
1020-0500	500mA	1000	125V/250V
1020-0600	600mA	650	125V/250V
1020-0700	700mA	650	125V/250V
1020-0750	750mA	600	125V/250V
1020-0800	800mA	240	125V/250V
1020-1000	1A	200	125V/250V
1020-1200	1.2A	200	125V/250V
1020-1250	1.25A	200	125V/250V
1020-1500	1.5A	200	125V/250V
1020-1600	1.6A	190	125V/250V
1020-1800	1.8A	190	125V/250V
1020-2000	2A	170	125V/250V
1020-2500	2.5A	170	125V/250V
1020-3000	3A	150	125V/250V
1020-3150	3.15A	150	125V/250V
1020-3500	3.5A	150	125V/250V
1020-4000	4A	130	125V/250V
1020-5000	5A	130	125V/250V
1020-6000	6A	130	125V/250V
1020-6300	6.3A	130	125V/250V
1020-7000	7A	120	125V/250V
1020-8000	8A	100	125V/250V
1020-10000	10A	100	125V/250V
1020-12000	12A	100	125V/250V
1020-15000	15A	100	125V/250V

Part No.	Rated Current	Mv Voltage Drop	Rated Voltage
1019-0100	100mA	3500	125V/250V
1019-0125	125mA	2100	125V/250V
1019-0150	150mA	2100	125V/250V
1019-0160	160mA	2000	125V/250V
1019-0200	200mA	1700	125V/250V
1019-0250	250mA	1400	125V/250V
1019-0300	300mA	1300	125V/250V
1019-0315	315mA	1300	125V/250V
1019-0350	350mA	1300	125V/250V
1019-0400	400mA	1200	125V/250V
1019-0500	500mA	1000	125V/250V
1019-0600	600mA	650	125V/250V
1019-0700	700mA	650	125V/250V
1019-0750	750mA	600	125V/250V
1019-0800	800mA	240	125V/250V
1019-1000	1A	200	125V/250V
1019-1200	1.2A	200	125V/250V
1019-1250	1.25A	200	125V/250V
1019-1500	1.5A	200	125V/250V
1019-1600	1.6A	190	125V/250V
1019-1800	1.8A	190	125V/250V
1019-2000	2A	170	125V/250V
1019-2500	2.5A	170	125V/250V
1019-3000	3A	150	125V/250V
1019-3150	3.15A	150	125V/250V
1019-3500	3.5A	150	125V/250V
1019-4000	4A	130	125V/250V
1019-5000	5A	130	125V/250V
1019-6000	6A	130	125V/250V
1019-6300	6.3A	130	125V/250V
1019-7000	7A	120	125V/250V
1019-8000	8A	100	125V/250V
1019-10000	10A	100	125V/250V
1019-12000	12A	100	125V/250V
1019-15000	15A	100	125V/250V



ORDER INFORMATION

Product NO.: KLS5-1019-XXXX

