

EFD CORE



TYPE	FIG.	Dimensions(mm)					
		A	B	C	D	E	F
EFD10.5/10/3	1	10.5±0.3	5.2±0.15	2.7±0.2	4.55±0.2	7.65±0.3	3.75±0.15
EFD11/13/4	2	11.1±0.15	6.7±0.1	4.0±0.1	4.1±0.1	8.1±0.15	4.9±0.1
EFD12.5/12/4	1	12.5±0.35	6.2±0.15	3.5±0.2	5.4±0.2	9.0±0.35	4.55±0.15
EFD15/15/5	2	15.5±0.35	7.6±0.25	4.8±0.2	5.2±0.2	11.0min	5.55±0.2
EFD20/20/6	2	20.5±0.6	10.0±0.15	6.8±0.3	8.9±0.2	15.4±0.5	7.7±0.2
EFD20/27/8	3	20.0±0.55	13.8±0.3	7.8±0.25	8.9±0.25	15.9±0.4	10.5±0.25
EFD25/25/9	2	25.6±0.6	12.6±0.3	9.1±0.4	11.3±0.2	19.3±0.6	9.5±0.3
EFD25/32/9	2	25.6±0.6	16.0±0.2	9.1±0.4	11.3±0.2	19.3±0.6	12.8±0.2
EFD30/30/9	2	30.5±0.5	15.2±0.2	9.1±0.2	14.6±0.25	23.0min	11.4±0.15
EFD31/30/9	2	31.4±0.5	15.3±0.2	9.2±0.3	14.6±0.25	23.5min	11.5±0.2
EFD31/35/8	3	31.8±0.8	17.4±0.25	7.8±0.3	11.7±0.3	24.1±0.6	13.1±0.3
EFD34/45/5	3	33.7±0.6	22.3±0.3	5.4±0.3	17.0±0.2	23.5min	16.8±0.3
EFD34/47/5	3	33.7±0.6	23.5±0.2	5.0±0.15	17.0±0.2	23.5min	18.0±0.15
EFD36//34/11	3	36.5±0.7	16.9±0.3	11.5±0.4	15.3±0.3	26.6min	11.7±0.2
EFD38//35/8	3	37.8±0.6	17.7±0.2	7.6±0.2	18.7±0.3	29.7±0.6	13.0±0.2
EFD45/49/6	3	45.7±0.6	24.5±0.2	5.95±0.25	24.0±0.4	33.0min	17.8±0.3
EFD46/49/6.5	3	45.5±0.8	24.3±0.2	6.5±0.2	22.75±0.3	33.4±0.6	17.7±0.2

EFD CORE

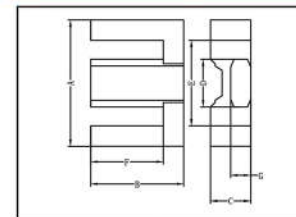


FIG.1

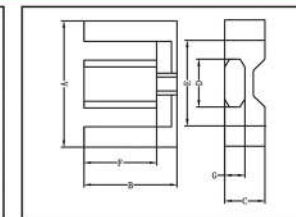


FIG.2

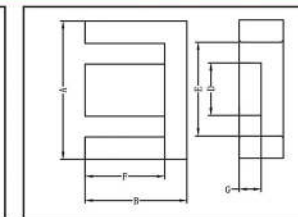


FIG.3

G	Cl (mm ³)	Ae (mm ²)	Le (mm)	Ve (mm ³)	AL ± 25% (nH/N ²)			Weight g/PRS
					FW40	FW44	FW95	
1.45±0.1	3.27	7.23	23.64	170.80	530	540	640	0.90
2.5±0.1	3.03	10.25	31.10	363.00	900			1.80
2.0±0.1	2.59	10.97	28.38	311.40	710	730	888	1.80
2.2±0.15	3.18	11.44	36.45	641.86	900			3.00
3.6±0.15	0.83	28.50	46.69	1460.00	1800			9.00
3.7±0.15	1.70	34.74	59.23	2057.90	1150			10.20
5.15±0.2	1.31	57.60	57.00	3310.00	2000			19.00
5.15±0.2	1.31	57.60	76.00	4150.00	1800			19.70
4.9±0.15	1.19	62.50	74.36	4848.10	2300			23.00
4.7±0.15	1.19	62.50	74.36	4848.10	2300			25.80
4.0±0.2	1.78	46.80	83.40	4851.00	1900			24.50
3.5±0.2	1.74	59.50	103.95	5851.70	1800			35.50
3.0±0.1	2.13	51.00	108.75	5525.50	1500			37.00
7.5±0.2	1.937	117.23	76.09	8920.00	3500			50.20
3.35±0.2	1.44	62.60	90.30	5929.00	2050			35.00
3.0±0.2	0.985	69.00	68.00	7700.00	2050			47.00
3.3±0.2	1.35	78.50	106.00	8321.00	2000			55.40