

# R2KY

**V<sub>RM</sub> : 120 Volts**  
**I<sub>zsm</sub> : 2.0 Amp. ( 100 ms )**

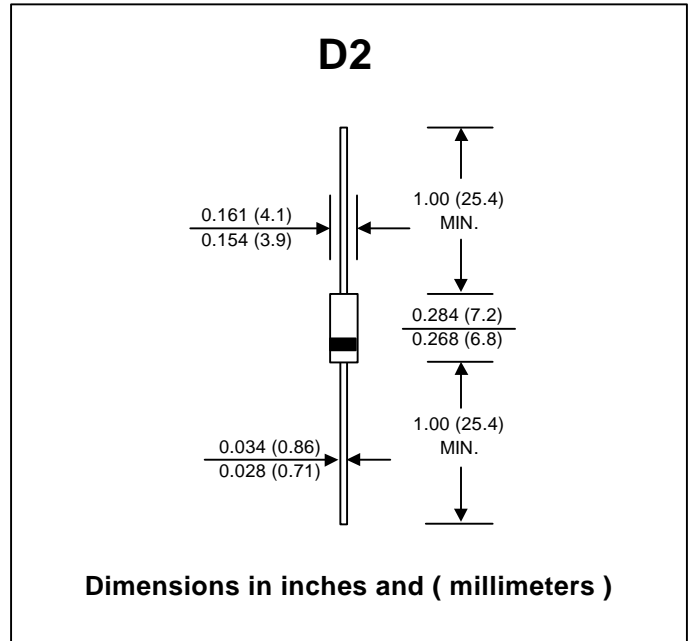
## FEATURES :

- \* High current capability
- \* High surge current capability
- \* High reliability
- \* Low reverse current
- \* Low forward voltage drop

## MECHANICAL DATA :

- \* Case : D2 Molded plastic
- \* Epoxy : UL94V-O rate flame retardant
- \* Lead : Axial lead solderable per MIL-STD-202, Method 208 guaranteed
- \* Polarity : Color band denotes cathode end
- \* Mounting position : Any
- \* Weight : 0.465 gram

# AVALANCHE DIODE



## MAXIMUM RATINGS AND ELECTRICAL CHARACTERISTICS

Rating at 25 °C ambient temperature unless otherwise specified.

Single phase, half wave, 60 Hz, resistive or inductive load.

For capacitive load, derate current by 20%.

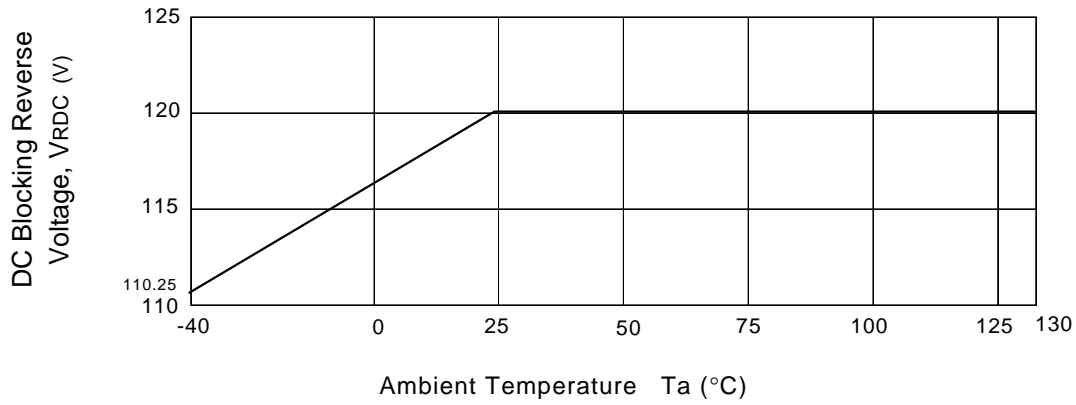
RATING	SYMBOL	VALUE	UNIT
Repetitive Peak Reverse Voltage	V <sub>RM</sub>	120	V
Maximum DC Blocking Reverse Voltage	V <sub>DC</sub>	120	V
Minimum Avalanche Breakdown Voltage at I <sub>z</sub> = 1mA	V <sub>BR(min)</sub>	130	V
Maximum Avalanche Breakdown Voltage at I <sub>z</sub> = 1mA	V <sub>BR(max)</sub>	155	V
Maximum Allowable Avalanche Current (Note 1)	I <sub>zsm</sub>	2.0	A
Maximum Reverse Current at V <sub>RRM</sub> Ta = 25°C	I <sub>R</sub>	10	μA
Maximum Reverse Current at V <sub>RRM</sub> Ta = 100°C	I <sub>R(H)</sub>	50	μA
Typical Avalanche Voltage Temperature Coefficient at I <sub>z</sub> = 1mA		+0.15	V/°C
Junction Temperature Range	T <sub>J</sub>	- 40 to + 130	°C
Storage Temperature Range	T <sub>STG</sub>	- 40 to + 150	°C

## Notes :

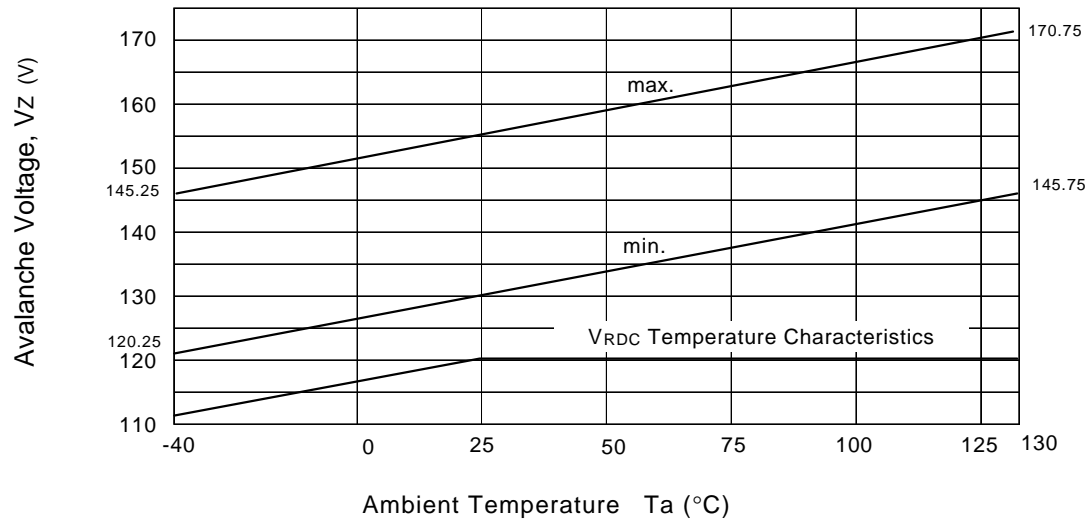
- (1) Non-Repetitive Current Pulse width 100μs Square wave, one shot.

## RATING AND CHARACTERISTIC CURVES ( R2KY )

### $V_{R(DC)}$ - $T_a$ Characteristic



### $V_z$ Temperature Coefficient



This datasheet has been downloaded from:

[www.DatasheetCatalog.com](http://www.DatasheetCatalog.com)

Datasheets for electronic components.