

SURFACT MOUNT SCHOTTKY BARRIER

VOLTAGE 30 Volts

CURRENT 0.2 Ampers

PACKAGE SOT-23

FEATURES

- Low turn-on voltage
- Fast switching
- PN Junction Guard Ring for Transient and ESD Protection.


MECHANICAL DATA

Case: SOT-23, Plastic

Terminals: Solderable per MIL-STD-202, Method 208

Approx. Weight: 0.008 gram

Marking: L4, L42, L43, L44



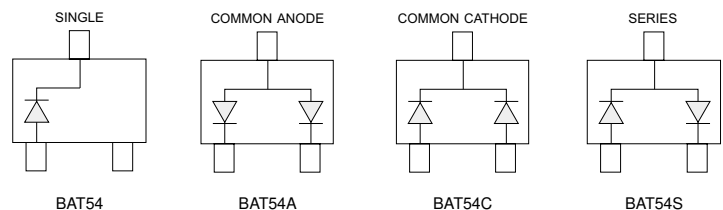
MAXIMUM RATINGS AND ELECTRICAL CHARACTERISTICS

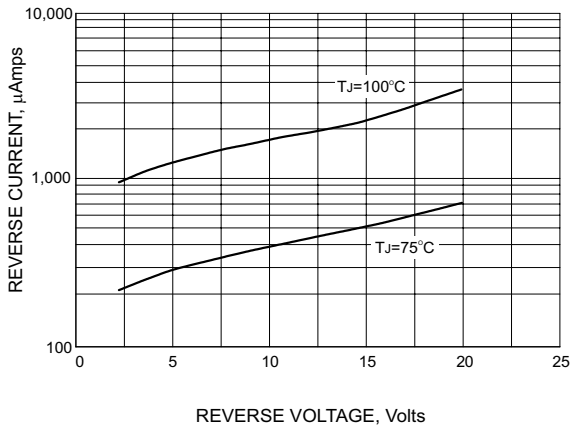
Ratings at 25°C ambient temperature unless otherwise specified.

Single phase, half wave, 60 Hz, resistive or inductive load.

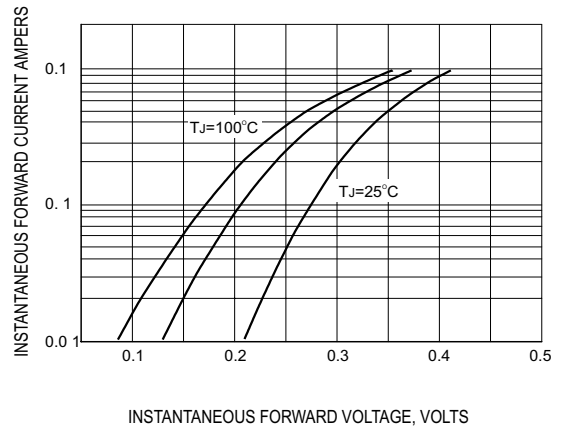
For capacitive load, derate current by 20%.

Parameter	Symbol	BAT54	BAT54A	BAT54C	BAT54S	Units
Peak Repetitive Reverse Voltage	V_{RRM}	30	30	30	30	V
Maximum Average Forward Current at $T_a=25^\circ\text{C}$	I_O	0.2	0.2	0.2	0.2	A
Peak Forward Surge Current, 8.3ms single half sine-wave superimposed on rated load (JEDEC method)	I_{FSM}	0.6	0.6	0.6	0.6	A
Maximum Instantaneous Forward Voltage	V_F	0.32 @ $I_F=0.001\text{A}$ 1.0 @ $I_F=0.1\text{A}$				V
Maximum DC Reverse Current at Rated DC Blocking Voltage	I_R	0.002 @ $V_R=25\text{V}$				mA
Thermal Resistance, Junction to Ambient Air	$R_{\theta JA}$	635				$^\circ\text{C} / \text{W}$
Operating Junction Temperature Range	T_J	-55 TO +125				$^\circ\text{C}$
Storage Temperature Range	T_{STG}	-55 TO +125				$^\circ\text{C}$

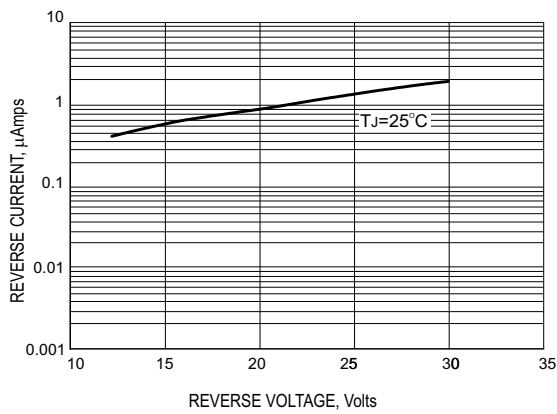




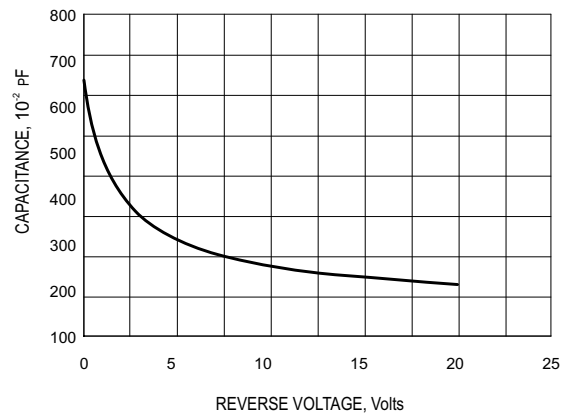
TYPICAL REVERSE CURRENT



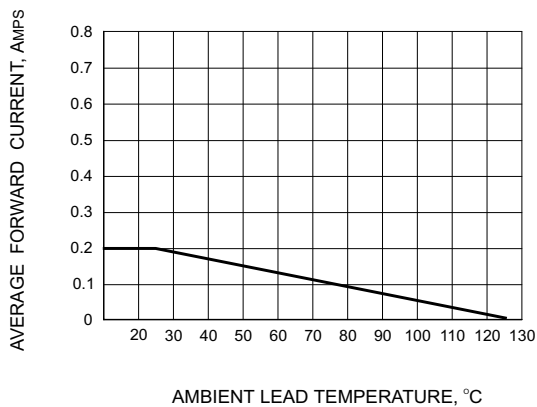
TYPICAL FORWARD VOLTAGE



TYPICAL REVERSE CURRENT

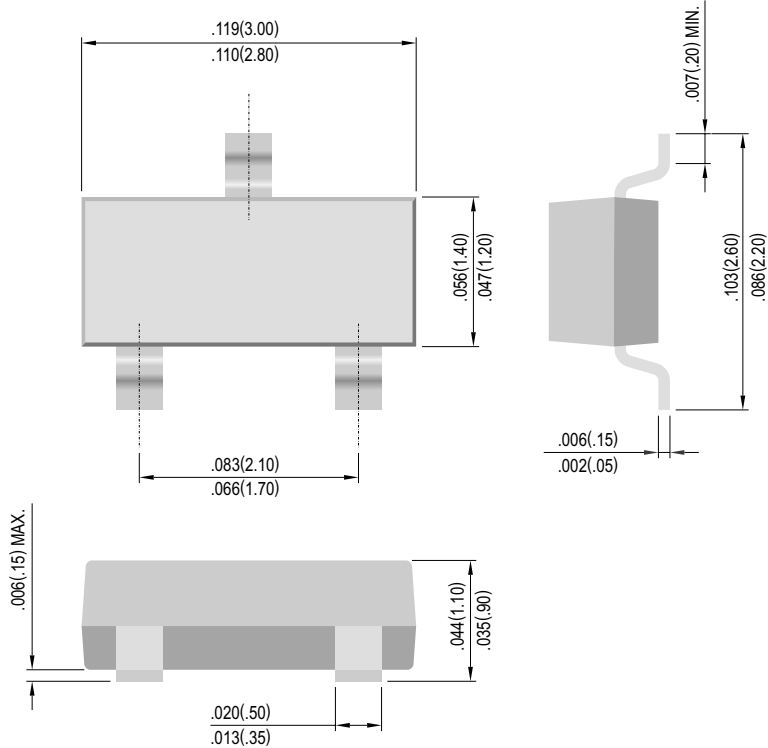


TYPICAL JUNCTION CAPACITANCE

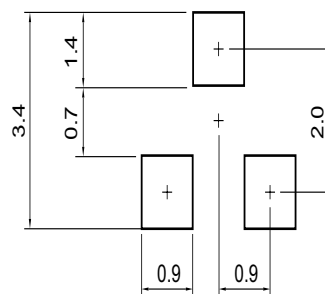


CURRENT DERATING

SOT-23



Suggested Mounting Pad Layout



Dimensions in (millimeters)

© Copyright Panjit International Inc. 2001

All rights are reserved. Reproduction in whole or in part is prohibited without the prior written consent of the copyright owner.

The information presented in this document does not form part of any quotation or contract, is believed to be accurate and reliable and may be changed without notice. No liability will be accepted by the publisher for any consequence of its use.

Publication thereof does not convey nor imply any license under patent- or other industrial or intellectual property rights.

PanJit International Inc.

TEL:886-7-6213121 Fax:886-7-6213129 Internet: <http://www.panjit.com.tw> email: sales@panjit.com.tw

This datasheet has been download from:

www.datasheetcatalog.com

Datasheets for electronics components.