



FEATURES:

- RoHS compliant
- 24 Pin DIP Package
- Wide 4:1 input range
- Power modules for PCB mounting
- Operating temperature -25°C to + 70°C
- Regulated output
- Low ripple and noise
- Input/output Isolation voltage 1500VDC

Models

Single output

Model	Input Voltage (V)	Output Voltage (V)	Output Current max (mA)	Isolation (VDC)	Efficiency (%)
AM8TW-2403SCZ	9-36	3.3	2000	1500	70
AM8TW-2405SCZ	9-36	5	1500	1500	66
AM8TW-2412SCZ	9-36	12	660	1500	72
AM8TW-2415SCZ	9-36	15	530	1500	71
AM8TW-2424SCZ	9-36	24	330	1500	73
AM8TW-4803SCZ	18-75	3.3	2000	1500	70
AM8TW-4805SCZ	18-75	5	1500	1500	73
AM8TW-4812SCZ	18-75	12	660	1500	78
AM8TW-4815SCZ	18-75	15	530	1500	78
AM8TW-4824SCZ	18-75	24	330	1500	73

Models

Dual output

Model	Input Voltage (V)	Output Voltage (V)	Output Current max (mA)	Isolation (VDC)	Efficiency (%)
AM8TW-2405DCZ	9-36	±5	±800	1500	72
AM8TW-2412DCZ	9-36	±12	±330	1500	76
AM8TW-2415DCZ	9-36	±15	±260	1500	74
AM8TW-4805DCZ	18-72	±5	±800	1500	74
AM8TW-4812DCZ	18-72	±12	±330	1500	77
AM8TW-4815DCZ	18-72	±15	±260	1500	74

Input Specifications

Parameters	Conditions	Typical	Maximum	Units
Voltage range	24	9-36		VDC
	48	18-75		VDC
Filter	π (Pi) Network			

Isolation Specifications

Parameters	Conditions	Typical	Maximum	Units
Rated voltage	60 sec	1500		VDC
Resistance		> 1000		MΩ
Capacitance		1000		pF

Output Specifications

Parameters	Conditions	Typical	Maximum	Units
Voltage accuracy			±2	%
Short Circuit protection	Auto recovery	Current limit		
Over current protection	Over 120% full load and recovers automatically			
Line voltage regulation (Single)	HL-LL	±0.5		%
Line voltage regulation (Dual)	HL-LL	±0.5		%

Output Specifications (continued)

Parameters	Conditions	Typical	Maximum	Units
Load voltage regulation (Single)	10-100%	±1		%
Load voltage regulation (Dual)	10-100%	±1		%
Temperature coefficient		±0.05		%/°C
Ripple			0.2% Vout + 20mV max	V p-p
Noise			0.5% Vout + 50mV max	V p-p

General Specifications

Input Specifications	Conditions	Typical	Maximum	Units
Switching frequency	100% load	300		KHz
Operating temperature		-25 to +70		°C
Storage temperature		-55 to +105		°C
Case temperature			+100	°C
Derating	Above 50			°C
Cooling	Free air convection			
Humidity	Non condensing		95	%
Case material	Six side shielded aluminum with non-conductive base, black anodize			
Weight		13		g
Dimensions	Tolerance ±0.5mm	1.25 x 0.8 x 0.4 inches	31.8 x 20.3 x 10.2 mm	
MTBF	> 800 000 hrs (MIL-HDBK -217F, Ground Benign, t=+25°C)			

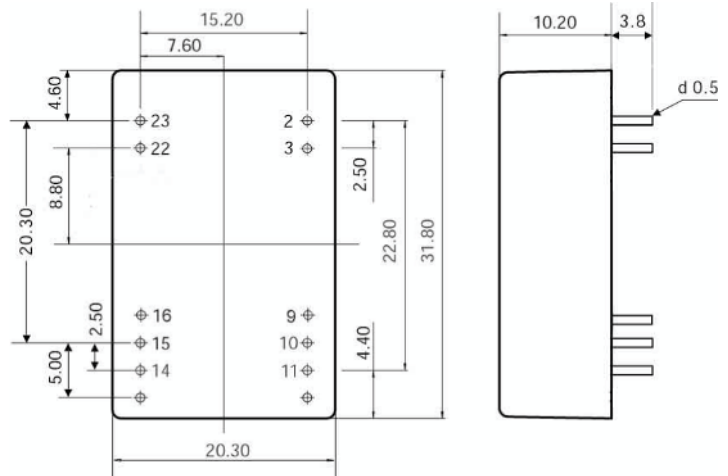
Safety Specifications

Standards	
Safety	EN55022 – Class A
Agency approvals	CE

Pin Out Specifications

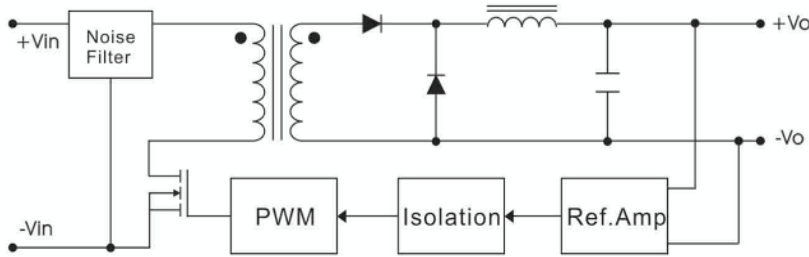
Pin	1500VDC	
	Single	Dual
2	-V Input	-V Input
3	-V Input	-V Input
9	N.C.	Common
10	N.C.	N.C.
11	N.C.	-V Output
14	+V Output	+V Output
15	N.C.	N.C.
16	-V Output	Common
22	+V Input	+V Input
23	+V Input	+V Input

Dimensions

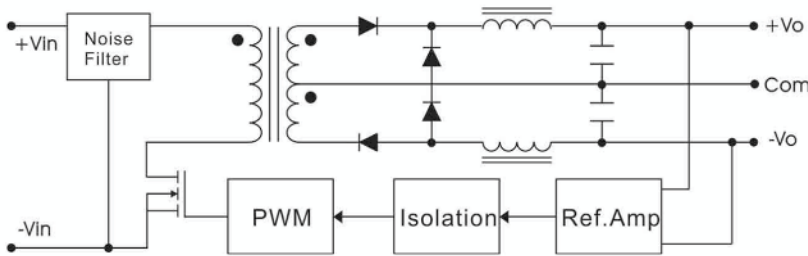


Block Diagram

Single Output



Dual Output



Derating

