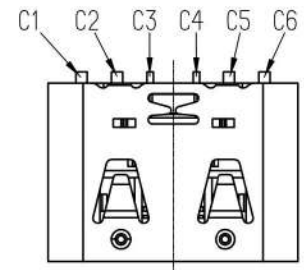


Rev.	ECN No.	DESCRIPTION
X3	2016/12/06	Update
X4	2016/12/08	Update
X5	2017/02/07	Update

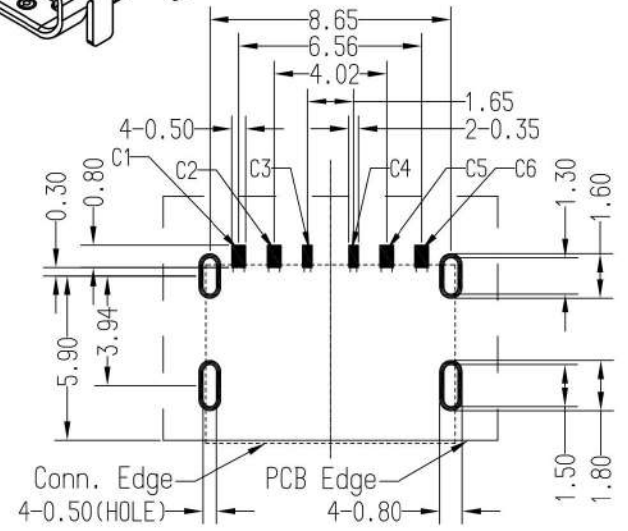
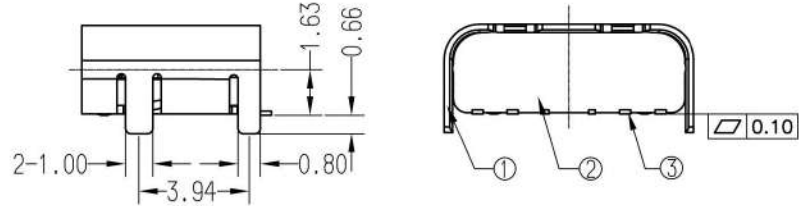
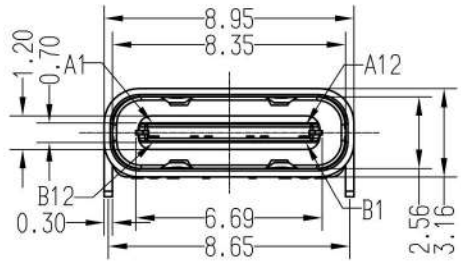
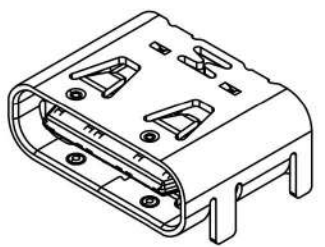


INTERFACE (FRONT VIEW)

A1	A2	A3	A4	A5	A6	A7	A8	A9	A10	A11	A12
GND	/	/	V _{BUS}	CC1	/	/	/	V _{BUS}	/	/	GND
GND	/	/	V _{BUS}	/	/	/	CC2	V _{BUS}	/	/	GND
B12	B11	B10	B9	B8	B7	B6	B5	B4	B3	B2	B1

PIN ASSIGNMENT:

Pin No.	A1&B12	A4&B9	A5	B5	A9&B4	A12&B1
Signal Name	GND	V _{BUS}	CC1	CC2	V _{BUS}	GND
PCB PAD No.	C1	C2	C3	C4	C5	C6



RECOMMENDED P.C.B LAYOUT (COMPONENT SIDE)
 PCB THICKNESS: 0.80±0.05mm
 DEFAULT TOLERANCE: ±0.05mm

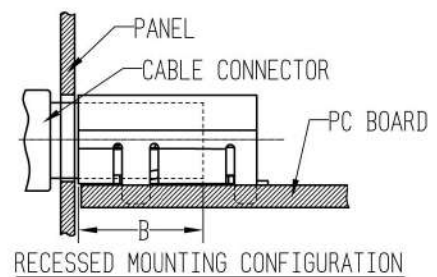
PRODUCT NO.: **ALT 11 2 - 10 * * - 0 2 4**

Prefix Code: 11
 Series Code: 2
 USB Type C Conn. Connector Type: 10
 Pin Number 10: 10Pin
 Plating: 1: Gold flash, 2: 15u" Au, 3: 30u" Au

Lead Free Code: 0
 4=Halogen Free
 Package Code: 2
 2=Tap/Reel
 Body&Terminal Type: 4
 Right Angle&SMT
 Extension Code: 4

- NOTES:
- ELECTRICAL CHARACTERISTICS:
 - CONTACT CURRENT RATING: 5.0A FOR V_{BUS} PIN AND GND PIN. 0.25A MIN FOR ALL OTHER TERMINALS.
 - CONTACT RESISTANCE: 30MILLIOHM MAX FOR V_{BUS} AND GND CONTACTS. 50MILLIOHM MAX FOR ALL OTHER CONTACTS.
 - DIELECTRIC WITHSTANDING VOLTAGE: 100 VRMS AC MIN.
 - INSULATION RESISTANCE: 100 MEGOHMS MIN.
 - MECHANICAL CHARACTERISTICS:
 - CONNECTOR INSERTION FORCE: 5~20N. AT A MAXIMUM RATE OF 12.5MM PER SECOND.
 - CONNECTOR EXTRACTION FORCE: 8~20N. AT A MAXIMUM RATE OF 12.5MM PER SECOND.
 - DURABILITY: 10000 CYCLES.
 - OPERATING TEMPERATURE: -55° C TO +85° C.
 - RECOMMENED PROCESS: IR REFLOW 260° C, 3~5SECONDS.
 - THE CONNECTOR IS RoHS COMPLIANT.

PART No.	Dim A	Dim B
ALT .112-10*1-024	6.50	4.40



ITEM: USB3.1 TYPE-C 06PF-073

NO.	DESCRIPTION	QTY	MATERIAL	TREATMENT
③	CONTACT	6	COPPER ALLOY	NICKEL UNDERPLATING OVER ALL, GOLD PLATING AT CONTACT AREA AND TERMINATION.
②	PLASTIC	1	THERMOPLASTIC UL 94V-0	MOLDED COLOR: BLACK.
①	SHELL	1	STAINLESS STEEL	TAB WITH LEAD FREE TIN ALLOY.

TOLERANCES UNLESS OTHERWISE SPECIFIED				SERIES: USB TYPE C		TITLE: Power, SMT TYPE	
X.	/	.XXX	/	APPD: Be1 2017/02/07		PART No.: ALT.112-10**-024	
.X	±0.38	X.°	±1°	CKD: Bruce 2017/02/07		DWG No.: CC0006	
.XX	±0.25	.X°		DR: John 2017/02/07			
UNITS: MM		MAT'L: /		FINISH: /		SCALE: FULL	
						SHEET: 1/1	
						REV. X5	