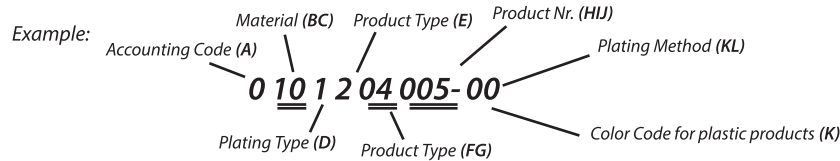


The explanations of the digits are shown below

KEY PRODUCT CODES

The products codes are expressed by a 10-digit number as shown in the example below. The explanations of the digits are shown below.



EXPLANATIONS

A- Accounting Department Code: Code for our accounting department.

BC- Material:

- 10- Brass (CuZn30)
- 11- Brass (CuZn36)
- 12- Brass (CuZn37)
- 20- Copper (E-Cu)
- 21- CuNiSi
- 22- CuFe
- 25- German Silver (CuNiZn)
- 30- Phospor Bronze (CuSn6)
- 31- Phospor Bronze (CuSn4)
- 32- Phospor Bronze+Stainless Steel (CuSn4+X10CrNi)
- 33- Phospor Bronze+Stainless Steel (CuSn6+X10CrNi)
- 34- CuSn0,1
- 41- Stainless Steel (X5CrNi)
- 50- DC
- 70- Plastic (PA6.6)-Flammability Class V2
- 72- Plastik (PVC)
- 73- Plastik (PE-I 20)
- 78- Plastic (PA6)-Flammability Class V2 V2-NF
- 79- PBT
- 83- PA6.6 (GF) %20
- 84- PA6.6 (GF) %13
- 90- PA6.6 (GF) %50
- 93- PPS (GF) %65

FG- Product Type:

- 01- Faston Type Tabs
- 02- Tubular Type Plug Terminals
- 03- Special Faston Tabs
- 04- Faston Type Terminals
- 05- Tubular Type Sockets
- 06- Special Type Terminals
- 07- Ring Terminal
- 08- Spade Tongue Terminal
- 09- Ring Tongue Terminal
- 10- End Splices
- 11- Splices with Insulation Barrel
- 12- Hat-Mate
- 40- Terminal Housing (Male)
- 41- Terminal Housing (Female)
- 42- Terminal Sleeves
- 43- Sleeved Faston Tabs
- 44- PCB Connector
- 80- Other Product

D- Plating Type:

- 0-Unplated
- 1- Tin Plated Bright
- 2- Nickel Plated
- 3- Silver Plated
- 4- Copper+Nickel Plated
- 5- Copper Plated
- 6- Tin Plated Matte
- 7- Other
- 8- Nickel+Tin Plated Bright
- 9- Nickel+Tin Plated Matte

KL- Plating Method:

- 00- Pre-Tin

K- Color Code (For Plastics)

- 0- Natural
- 1- White
- 2- Black
- 3- Red
- 4- Yellow
- 5- Green
- 6- Blue
- 7- Grey
- 8- Brown
- 9- Purple
- 10- Orange
- 11- Copper Tone

E- Product Type:

- 1- Reel
- 2- Single
- 3- Semi-finished Product
- 4- Reverse Winding

HIJ Product Number:

- 001
- 002
- 003
-
-

KEY TO TERMINAL DESCRIPTION

Terminals are described as shown in the example below. The explanations of the digits are shown below.

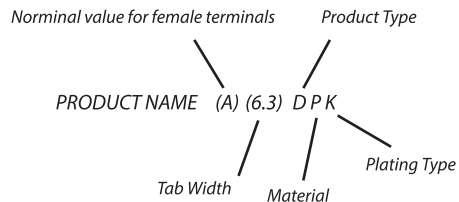
Example: For 6.3 Faston type receptacles:

Explanations:

(A) - Nominal value for female terminals

NOMINAL VALUE FOR FEMALE TERMINALS			
CODE	NOM.	MALE	FEMALE
(A)	0.50	0.50	0.40
(B)	0.80	0.80	0.70
(C)	0.55	0.80	0.55
(D)	0.30	0.40	0.30
(E)	0.60	0.80	0.60
(F)	0.70	0.80	0.70
(G)	0.75	0.85	0.75
(H)	0.65	0.80	0.65
(S)	0.80	0.85	0.80
(N)	0.25	0.50	0.25
(P)	0.50	0.50	0.50
(J)	0.90	1.0	0.90

(6.3) - The value in paranthesis is; Tab width for faston terminals (mm)
Nominal value for faston type receptacles (mm)


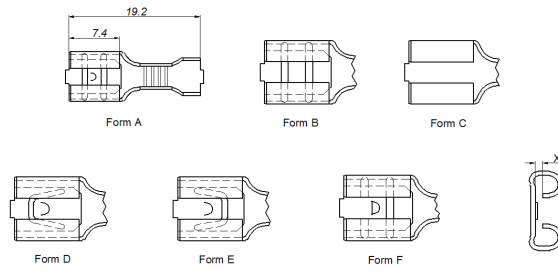


D- Product Type: D-Single R-Reel Y-Semi-finished Product

P- Material: P-Brass B-Copper M-Stainless-finished Product
F- Phosphor Bronze C-DC A-German Silver D-CuFe

K- Plating Type: K- Tin Plated N-Nickel Plated
G-Silver Plated Z-Zinc Plated B-Copper Plated

Faston Female Terminals



6.3 mm

Ürün Adı Product Name	Ürün Kodu Product Code	Malzeme Kalınlığı (mm) Material Thickness (mm)	Kablo Kesiti (mm ²) Wire Size (mm ²)	Form	X	TAB	Malzeme / Material			Adet / SPQ	
							CuZn	CuSn	DC	Rulo / Chain	Dökme / Loose
SF1DKM (6.3)	0XXXX04182	0,40	0,25-0,50	A	0,60	0,80	●	●	●	6.000	6.000
SF1DK (6.3)	0XXXX04009	0,40	0,50-1,00	A	0,60	0,80	●	●	●	6.000	6.000
SF1DK (F) (6.3)	0XXXX04248	0,40	0,50-1,00	A	0,70	0,80	●	●	*	6.000	6.000
SF1DK (G) (6.3)	0XXXX04152	0,40	0,50-1,00	A	0,75	0,85	●	●	*	6.000	6.000
SF1DK NKTZ (6.3)	0XXXX04286	0,40	0,50-1,00	B	0,60	0,80	●	●	*	6.000	6.000
SF1DM (6.3)	0XXXX04434	0,40	0,80-2,00	A	0,60	0,80	●	●	●	6.000	6.000
SF1D (6.3)	0XXXX04006	0,40	1,00-2,50	A	0,60	0,80	●	●	●	6.000	6.000
SF1D (B) (6.3)	0XXXX04181	0,40	1,00-2,50	A	0,70	0,80	●	●	*	6.000	6.000
SF1D (G) (6.3)	0XXXX04222	0,40	1,00-2,50	A	0,75	0,85	●	●	*	6.000	6.000
SF1DK-L (6.3)	0XXXX04113	0,35	0,50-1,00	C	0,60	0,80	●	-	-	6.000	6.000
SF1D-L (6.3)	0XXXX04090	0,35	1,00-2,50	C	0,60	0,80	●	-	-	6.000	6.000
SF1DK-U1 (6.3)	0XXXX04067	0,40	0,50-1,00	D	0,70	0,80	●	*	*	6.000	6.000
SF1D-U1 (6.3)	0XXXX04068	0,40	1,00-2,50	D	0,70	0,80	●	*	*	6.000	6.000
SF1DB-U1 (6.3)	0XXXX04066	0,40	4,00-6,00	D	0,70	0,80	●	*	*	6.000	6.000
SF1DK-U (6.3)	0XXXX04063	0,40	0,50-1,00	E	0,70	0,80	●	*	*	6.000	6.000
SF1D-U (6.3)	0XXXX04056	0,40	1,00-2,50	E	0,70	0,80	●	*	*	6.000	6.000
SF1DB-U (6.3)	0XXXX04065	0,40	4,00-6,00	E	0,70	0,80	●	*	*	6.000	6.000
SF35DK (6.3)	0XXXX04405	0,45	0,50-1,00	F	0,55	0,80	●	*	*	6.000	6.000
SF35D (6.3)	0XXXX04404	0,45	1,00-2,50	F	0,55	0,80	●	*	*	6.000	6.000
SF1DBK (6.3)	0XXXX04228	0,40	2,50-4,00	A	0,60	0,80	●	●	●	5.000	5.000
SF1DB (6.3)	0XXXX04010	0,40	4,00-6,00	A	0,60	0,80	●	●	●	5.000	5.000

Kullanıldığı Konnektörler / Used with insulation housing	Sayfa / Page
6.3 R2 Tipi Konnektör / 6.3 R2 Type Housing	0XXXX41025-0 13-6
6.3 TS 4'lü Konnektör / 6.3 TS 4 Housing (4 Poles)	0XXXX41015-0 13-7
SF1D Kılıf (PE-I 20) / SF1D Sleeve	0XXXX42002-0 14-1
SF1D Kılıf (PA66) / SF1D Sleeve	0XXXX42016-0 14-1
SF1D Kılıf (PVC) / SF1D Sleeve	0XXXX42017-0 14-1
SF1D Yassı Kılıf (PVC) / SF1D Wide Sleeve	0XXXX42003-0 14-2

Kaplama / Plating		
Sn	Ni	Ag
✓	✓	✓

- Standard Part
- * Available on request